



# Hillcrest ES

## Media Center Collection Development Plan 2023-24

[Stacey Tanenbaum \(Oct 6, 2023 15:19 EDT\)](#)

---

Stacey Tanenbaum  
Principal

[Sarah Pace \(Oct 9, 2023 11:46 EDT\)](#)

---

Sarah Pace  
Certified Educational Media Specialist

# Table of Contents

---

<b>Table of Contents</b>	<b>2</b>
<b>Executive Summary</b>	<b>3</b>
District Strategic Plan 2025	3
School Collection Development Plan	3
<b>School Assessment Analysis</b>	<b>4</b>
<b>Collection Analysis</b>	<b>5</b>
<b>Collection Analysis by Category</b>	<b>6</b>
Notes	6
<b>Representation Analysis</b>	<b>7</b>
Results	7
<b>Strategic Focus</b>	<b>8</b>
<b>Budget and Purchasing Plan</b>	<b>9</b>
Annual Budget 2023-2024	9
Purchasing Plan 2023-2024	9
<b>Year-to-Year Collection Change</b>	<b>10</b>

# Executive Summary

---

## *District Strategic Plan 2025*

Orange County Public Schools is the eighth-largest school district in the United States and the fourth largest in Florida. The district serves more than 206,000 students at 202 schools and is one of the largest employers in Central Florida with more than 25,000 team members.

**Vision:** To ensure every student has a promising and successful future.

**Mission:** With the support of families and the community, we create enriching and diverse pathways to lead our students to success.

## *School Collection Development Plan*

Hillcrest ES serves 488 students enrolled in grades Kindergarten through fifth. The student population's ethnicity is made up of 23% Hispanic and 77% Non-Hispanic students. Additionally, we serve a diverse population made up of 66% White, 17% Black, 0% Native, 6% Asian, 0% Pacific, and 11% Multicultural students.

The administration includes Principal Stacey Tanenbaum and Assistant Principal Samantha Guise. Hillcrest ES is proud to offer the many special programs which provide students with opportunities. These include French and Spanish Language Academies, Sunshine State Readers Award, Book Club, Battle of the Books and News Crew.

A thorough analysis of the current media center collection at Hillcrest ES indicates that the average age of the collection is 2010 and the number of books per student is 20. The [American Association for School Libraries](#) has established a criteria for highly effective media centers that includes a ratio of 15-20 books available per student in the collection. At this time, Hillcrest ES does meet the recommended standards for the number of books per student.

The analysis of the collection also revealed the following areas of strengths and concerns:

- Students at our school are scoring above the county average.
- In addition to the physical media center collection, the district provides almost 5,000 ebooks, audiobooks and digital magazines.
- Our collection has an appropriate amount of books for the age range of our students.
- Weeding will focus on the OCPS Catalog Project expectations as well as aged titles in fiction and nonfiction.

# School Assessment Analysis

The school analysis provides an overview of the school's assessment data for the previous two school years.

Proficiency Data							
Assessment	2021-22	Assessment	2022-23	Assessment	2021-22	Assessment	2022-23
		<b>Star Early Literacy Proficiency</b>	94%				
		<b>Star Reading Proficiency</b>	85%				
						<b>Star Math Proficiency</b>	84%
<b>FSA ELA Grade 3</b>	88%	<b>FAST ELA Proficiency Grade 3</b>	72%	<b>FSA Math Grade 3</b>	81%	<b>FAST Math Proficiency Grade 3</b>	76%
<b>FSA ELA Grade 4</b>	84%	<b>FAST ELA Proficiency Grade 4</b>	75%	<b>FSA Math Grade 4</b>	87%	<b>FAST Math Proficiency Grade 4</b>	70%
<b>FSA ELA Grade 5</b>	89%	<b>FAST ELA Proficiency Grade 5</b>	82%	<b>FSA Math Grade 5</b>	85%	<b>FAST Math Proficiency Grade 5</b>	75%
<b>NGSSS Sci 5 EOC</b>	88%	<b>NGSSS Sci 5 EOC</b>	82%				

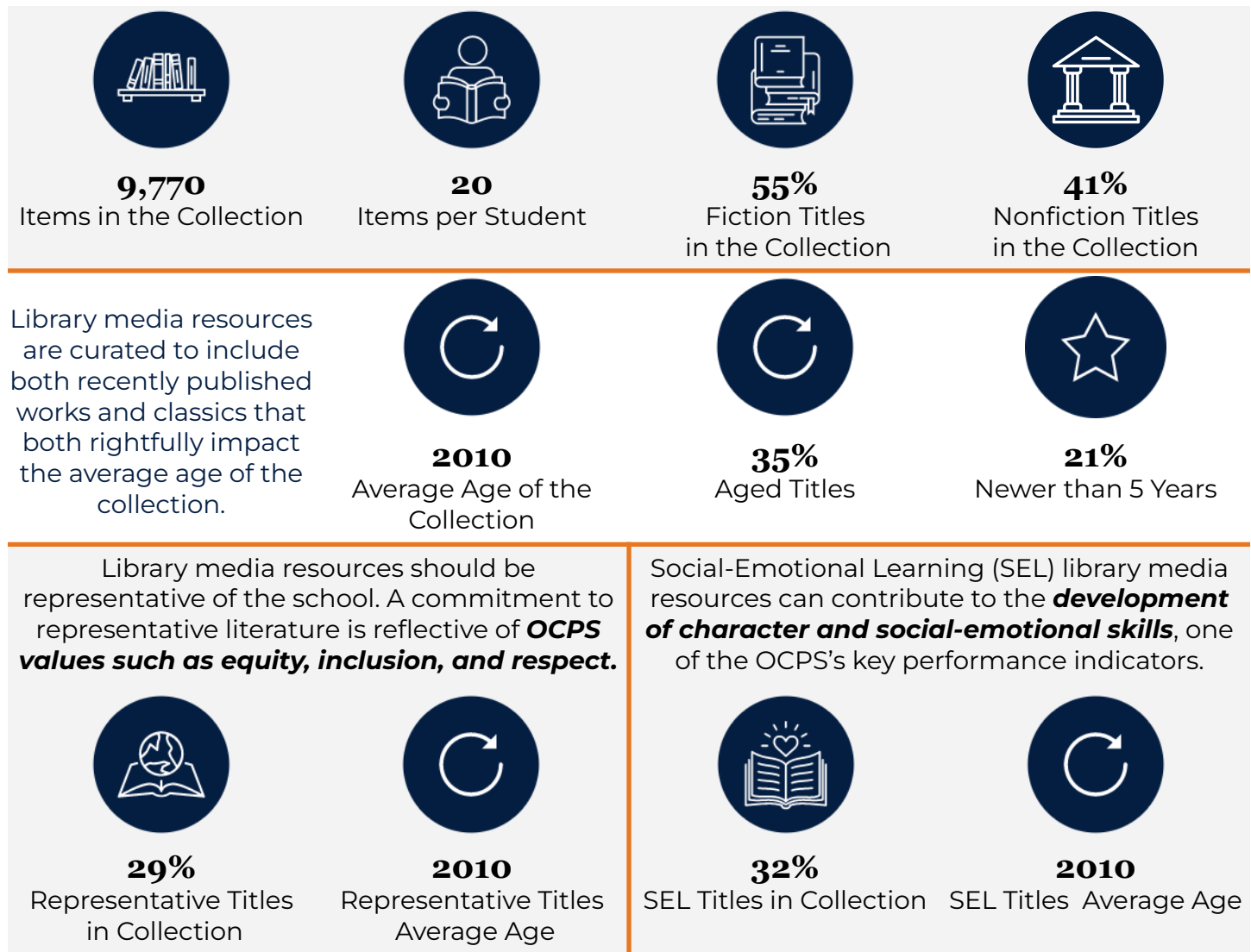
## Comparison between 2021-22 and 2022-23 Testing Data

(adapted from <https://www.fldoe.org/accountability/assessments/k-12-student-assessment/results/2023.stml>)

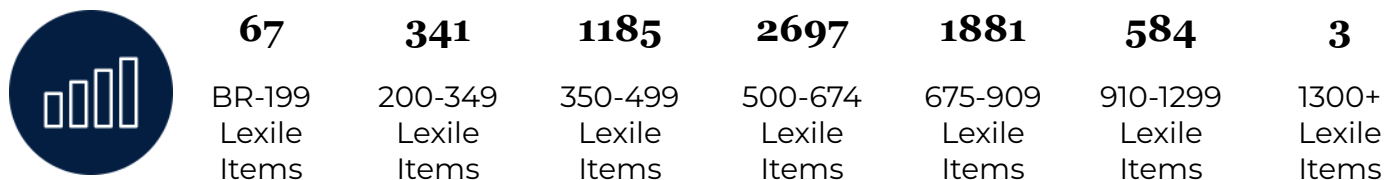
In 2023, the state transitioned from Florida Standards Assessments (FSA) to Florida Assessment of Student Thinking (FAST) for English Language Arts (ELA) and Mathematics. The 2022-23 for FAST and Benchmarks for Excellent Student Thinking (B.E.S.T.) End-of-Course (EOC) assessments are based on **provisional** achievement level cuts that are linked to each assessment's respective 2021-22 reporting scale. Comparisons should not be made between the 2023 data and previous years' data. The implementation of FAST K-2 in the 2022-23 school year was the first administration of statewide assessments for students in grades K-2. These assessments include Star Early Literacy Proficiency, Star Reading Proficiency, and Star Math Proficiency.

## Collection Analysis

The collection is developed for and influenced by students, their interests, academic needs and alignment to the curriculum. The data below is a snapshot of the collection based on a Titlewise Analysis from July 2023. Purchasing or weeding after that time is not reflected in this data.



Library media resources are distributed across the ***Lexile reading level ranges*** noted below.



## Collection Analysis by Category

---

The information collected in this section provides a detailed look at the current library collection by classification and genre. The information was gathered from Follett Destiny, the library management system, and Titlewave, the vendor's ordering and analysis tool.

Section	# of Titles	Average Age
Computer Science, Information & General Works	62	2015
Philosophy & Psychology	22	2013
Religion	21	2013
Social Sciences	525	2009
Language	70	2009
Science	1161	2014
Technology	430	2015
Arts & Recreation	331	2015
Literature	161	2010
History & Geography	551	2013
Biography	566	2010
Easy	2936	2007
General Fiction	2458	2010
Graphic Novels	289	2016

### Notes

- The average age of the collection is 2010 which is acceptable but needs to be improved.
- This collection is in need of more popular fiction, graphic novels and non-fiction books like cookbooks, cars and animals that interest students.
- Collection is in need of updated language books.

# Representation Analysis

Enrollment & Demographic Data					
488 2023-24 Student Enrollment as of September 7, 2023	Subgroups		Federal Ethnicity		
	3% ELL	3% ESE	23% Hispanic	77% Non-Hispanic	
Federal Race Category					
66% White	17% Black	0% Native	6% Asian	0% Pacific	11% Multicultural

To deepen focus on strategic collection development, specific sections of the collection were analyzed in detail to determine whether the media center collection reflects and represents various points of view and experiences. The goal is to provide a balanced collection that can be both a mirror, to reflect a reader's experience, and a window, so readers can experience different viewpoints.

## Results

Based on the available school data of Hillcrest ES in comparison to Collection Analysis results, it was found that:

Student Representation	% of Students	Total # of Titles	Total % of Titles	Avg. Age of Titles
Hispanic	23%	129	1%	2013
Black	17%	298	3%	2013
Native	0%	75	<1%	2006
Asian	6%	79	<1%	2011

- More titles with Hispanic & Black characters as well as biographies are needed to better represent the diverse population.
- Additional diverse titles representative of our students are available, but not accounted for in the table above.

## Strategic Focus

---

This page lists the priorities for selection and weeding for each school year and includes the action, updates, and outcomes. This is subject to change due to funding and time constraints.

School Year	Strategic Focus
2023-2024	<b>Selection Priorities</b> <ul style="list-style-type: none"><li>• Updated biographies representing different ethnicities</li><li>• Increasing the number of Science and Technology titles that are current.</li><li>• New series based on student interest</li><li>• Sunshine State Books for 2024-2025</li></ul>
	<b>Weeding Priorities</b> <ul style="list-style-type: none"><li>• Outdated teacher resource collections</li><li>• Outdated Science and Technology titles</li><li>• Outdated Foreign Language titles</li></ul>
2024-2025	<b>Selection Priorities</b> <ul style="list-style-type: none"><li>• Fiction and nonfiction titles that recognize our Hispanic and African American populations.</li><li>• History and Geography titles that are up to date and are of interest to our students.</li><li>• Social Science titles that are up to date and are of interest to our students.</li><li>• French and Spanish titles that are of interest to our students.</li></ul>
	<b>Weeding Priorities</b> <ul style="list-style-type: none"><li>• Outdated History and Geography titles</li><li>• Outdated Social Science titles</li><li>• Outdated French and Spanish titles</li></ul>



# Budget and Purchasing Plan

This page outlines the current budget available and specifically lists the priorities for this school year (2023-2024).

## Annual Budget 2023-2024

State Funds	
Source	Amount
State (1001111000)	\$4,760.48
Internal Accounts	
Source	Amount
Book Fair Profits	\$2,819.02
Library Fines	\$573.58
Grants or Donations	\$1,693.56
TOTAL	\$5,086.16

## Purchasing Plan 2023-2024



Approximate Purchasing Plan	
Purpose	Amount
Biographies	\$1,500
SSYRA	\$1,300
Hispanic Representation	\$1,500
African American Representation	\$1,000
Asian American Representation	\$500
TOTAL	\$5,800

## Year-to-Year Collection Change

The information below represents the year-to-year change within the library media center collection from the 2022-23 to 2023-24 school year. The 2022-23 data is based on a collection analysis from June 2022, while the 2023-24 is based on a collection analysis from July 2023.

### Data Reflection

- Items in collection increased
- Items in collection averaged 2010

2022-23 Purchased and Weeded Materials		
Materials Added to the Collection	<b>308</b>	Materials Weeded from the Collection <b>42</b>
Category	2022-23	2023-24
 <b>Items in the Collection</b>	9,541	9,770
 <b>Items per Student</b>	21	20
 <b>Average Age of Collection</b>	2010	2010
 <b>Representative Titles in the Collection</b>	27%	29%









# OCPS Hillcrest ES Collection Development Plan 2023-2024

Final Audit Report

2023-10-09

Created:	2023-10-06
By:	Sarah Pace (Sarah.Pace@ocps.net)
Status:	Signed
Transaction ID:	CBJCHBCAABAAs2r4rcpt6f4uFcvntnzFa3-MPGFyz8H

## "OCPS Hillcrest ES Collection Development Plan 2023-2024" History

-  Document created by Sarah Pace (Sarah.Pace@ocps.net)  
2023-10-06 - 6:31:46 PM GMT- IP address: 168.184.83.79
-  Document emailed to Stacey Tanenbaum (stacey.tanenbaum@ocps.net) for signature  
2023-10-06 - 6:33:57 PM GMT
-  Email viewed by Stacey Tanenbaum (stacey.tanenbaum@ocps.net)  
2023-10-06 - 7:19:32 PM GMT- IP address: 168.184.83.35
-  Document e-signed by Stacey Tanenbaum (stacey.tanenbaum@ocps.net)  
Signature Date: 2023-10-06 - 7:19:42 PM GMT - Time Source: server- IP address: 168.184.83.35
-  Document emailed to Sarah Pace (Sarah.Pace@ocps.net) for signature  
2023-10-06 - 7:19:43 PM GMT
-  Email viewed by Sarah Pace (Sarah.Pace@ocps.net)  
2023-10-09 - 3:46:24 PM GMT- IP address: 168.184.84.79
-  Document e-signed by Sarah Pace (Sarah.Pace@ocps.net)  
Signature Date: 2023-10-09 - 3:46:44 PM GMT - Time Source: server- IP address: 168.184.84.79
-  Agreement completed.  
2023-10-09 - 3:46:44 PM GMT